


NURSERY ENGAGEMENT PROGRAMME

CHRISTMAS TERM

2020

Year 1


**WEEKS 5-8 ACTIVITY
SHEETS**



MINISTRY OF EDUCATION





Name:

Instruction: Letter **Ss** says /s/ as in snail. Colour the snail.






Name:

Instructions: Say the name of each picture. Colour the pictures that contain the /s/ sound. Colour inside the letter **s**.



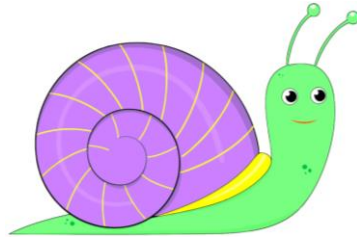
Name:

Instruction: Circle then colour the pictures that begin the /s/ sound.




Name:

Instructions: Say the name of each picture and listen for the /s/ sound. Colour within the outline of letter **s**.



snail



snake



socks


Instruction: Trace letter **s**.



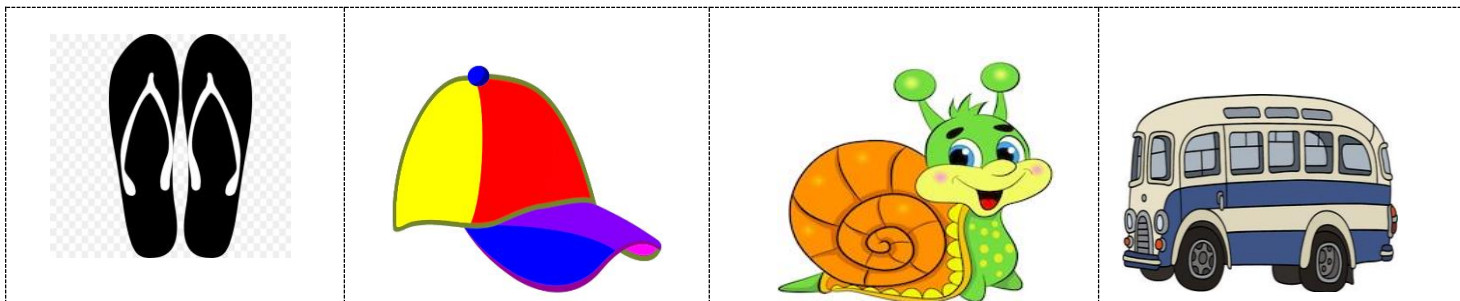
Name: _____



Colour letter **s**.




Instructions: Say the name of each picture. Cut out the pictures that have the /s/ sound and paste them in the empty box at the top.



Year 1 Week 5 Day 5







Name:

Letter **Ee** says /e/ as in egg. Colour the elephant grey.



Name:

Instructions: Say the name of each picture. Colour the pictures that contain the /e/ sound. Colour inside the letter e.



Name:


Instruction: Paste or draw four objects which contain the /e/ sound.

/e/




Name:

Instructions: Say the name of each picture and listen for the /e/ sound. Colour letter e.



elephant

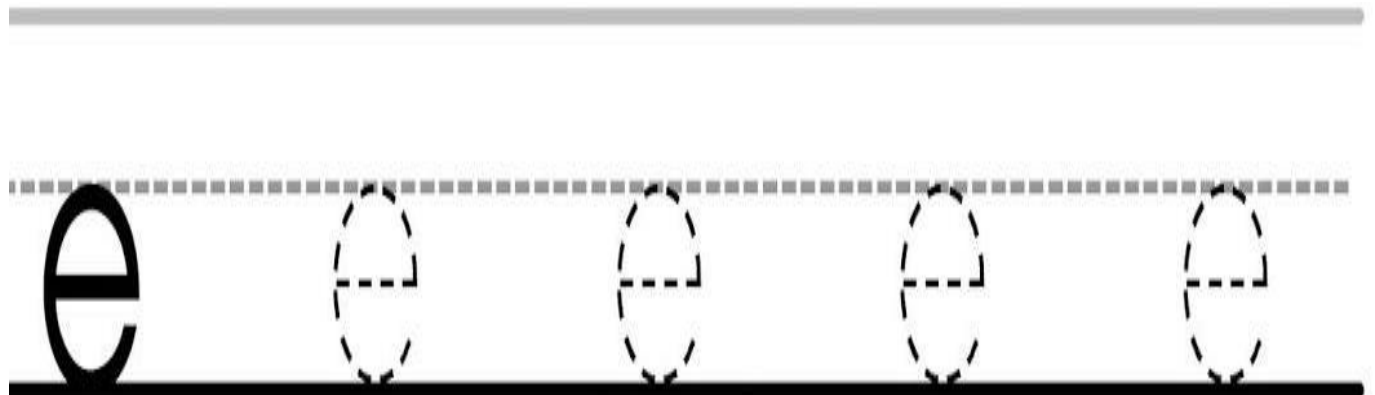


net



egg

Instruction: Trace letter e.




Name:

Instruction: Circle all the letter **e**s.

e	o	e	a	e
m	e	i	e	s
e	c	e	o	e
c	e	s	e	o

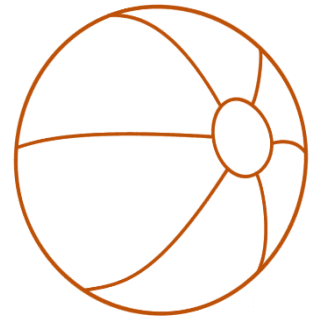
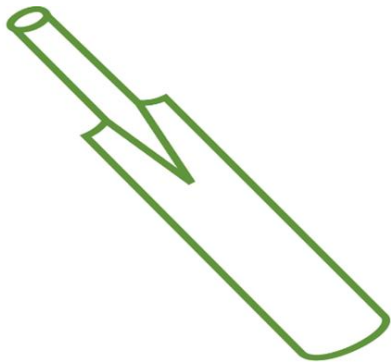
Name:

Instruction: Letter **Bb** says /b/ as in bat. Colour the ball blue.


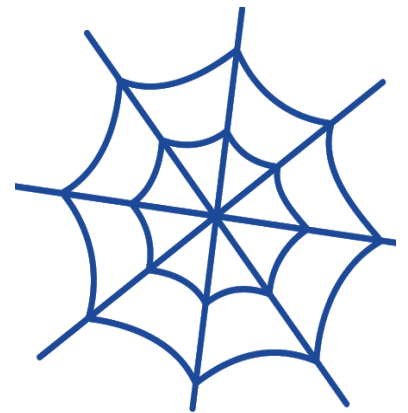
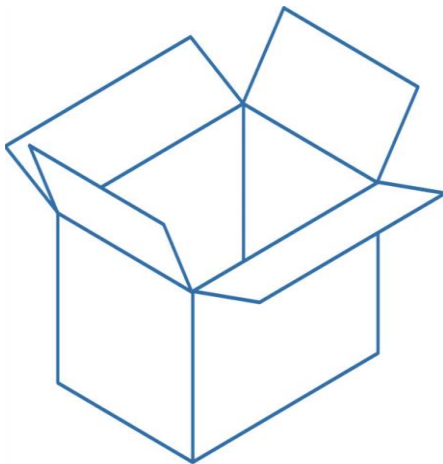


Name:

Instructions: Say the name of each picture. Colour the pictures that contain the /b/ sound.




b




Name:

Instruction: Circle the pictures that contain the /b/ sound.




Name:

Instructions: Say the name of each picture and listen for the /b/ sound. Colour within the outline of letter **b**.



bat

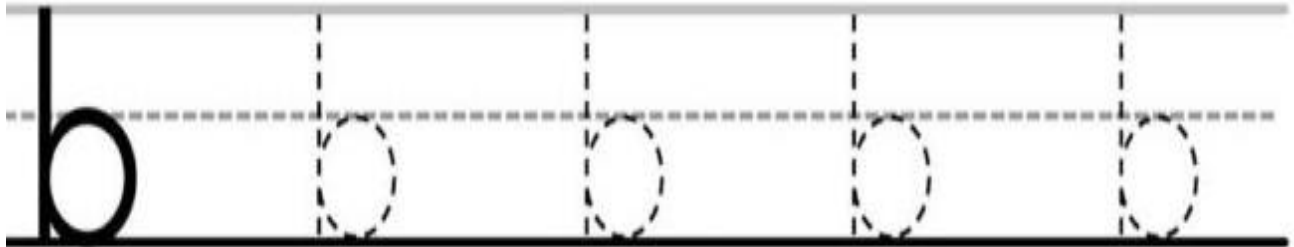


balloon




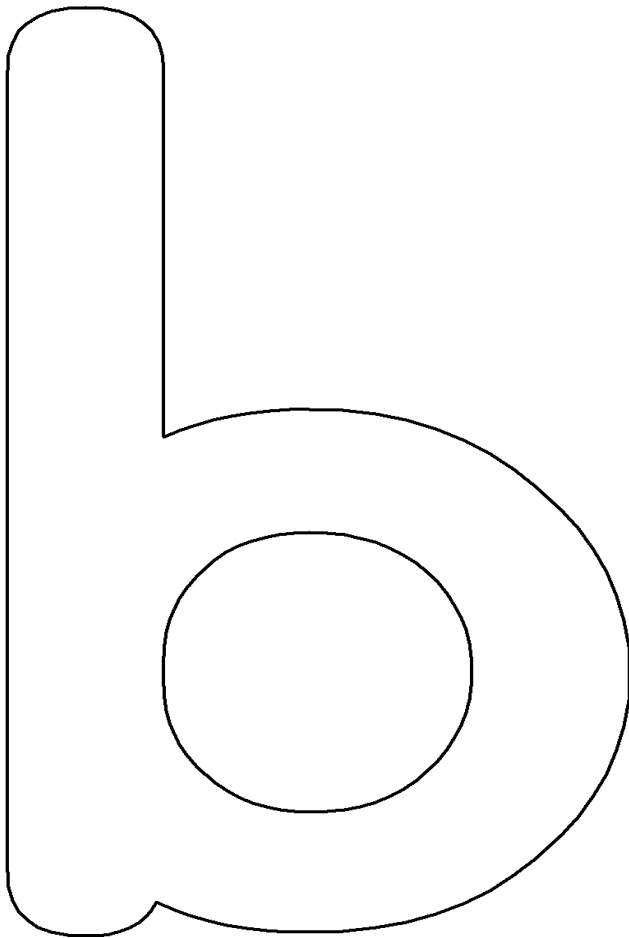
tub

Instruction: Trace letter **b**.



Name:

Instructions: Paint the picture and the letter **b**. Spell the word boat.

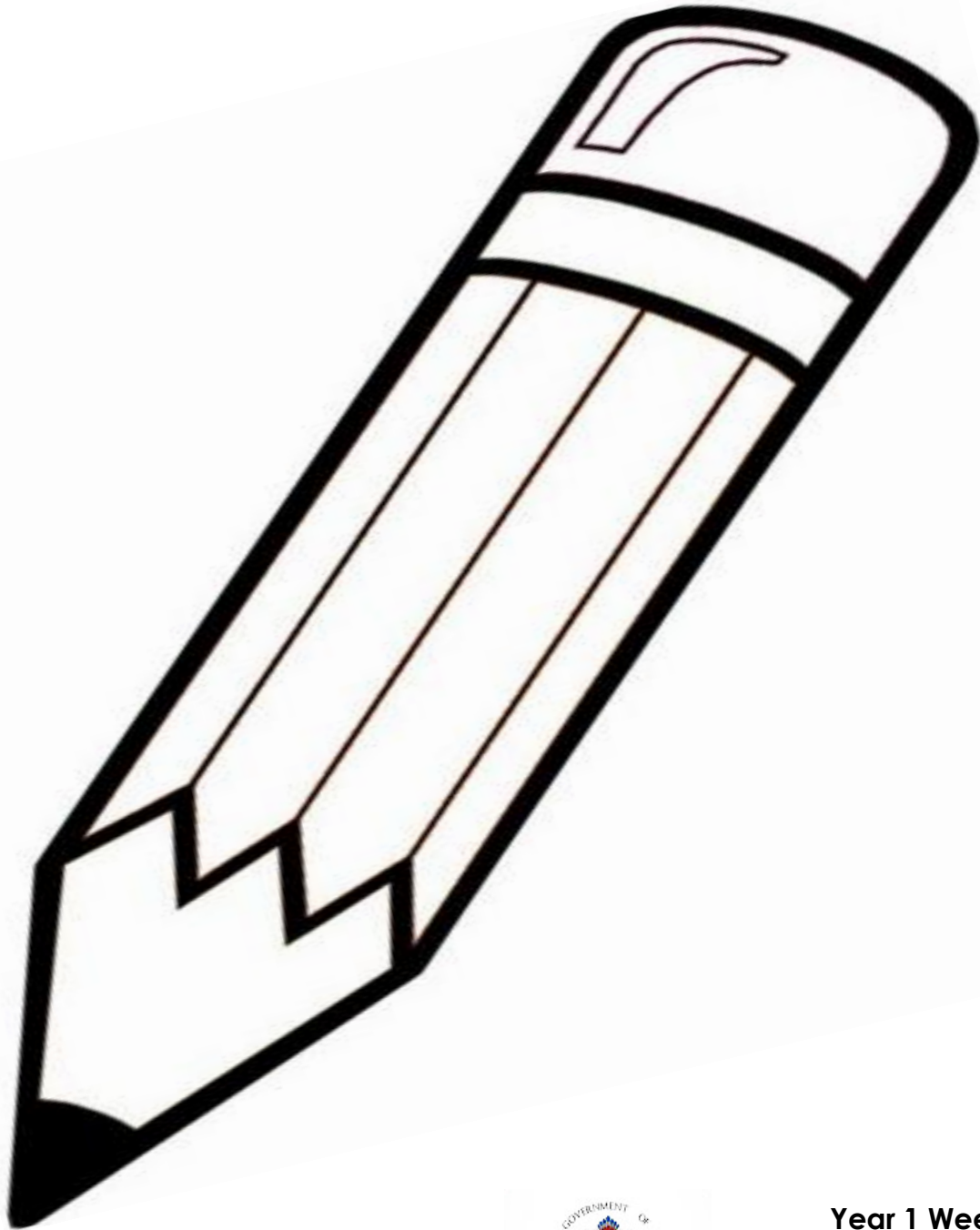


boat






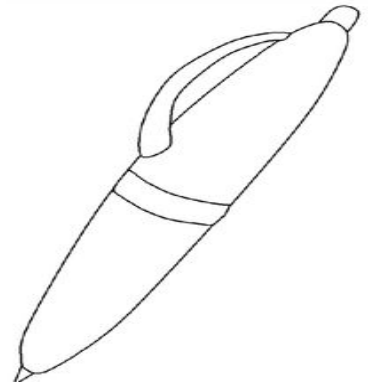
Name:

Instruction: Letter **Pp** says /p/ as in pen. Colour the pencil.



Name:

Instructions: Say the name of each picture. Colour the pictures that contain the /p/ sound. Colour inside the letter p.



Year 1 Week 8 Day 2

Name:


Instructions: Circle the pictures that contain the /p/ sound.



Year 1 Week 8 Day 3

Name:

Instructions: Say the name of each picture and listen for the /p/ sound. Colour within the outline of letter p.



pig

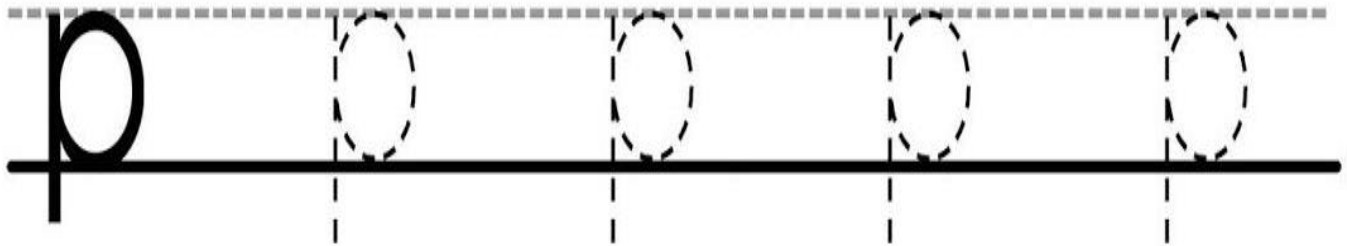


pumpkin




cup

Instruction: Trace letter p.



Name:

Instructions: Paint the picture. Spell the word pig.




pig

Year 1 Week 8 Day 5

Name:

Instruction: Count and colour the pictures below.






3

Year 1 Week 5 Day 1



Name:

Instruction 1: Count the snakes.



3

Instruction 2: Follow the arrows to trace the numeral 3.

Year 1 Week 5 Day 2



Name:

Instruction 1: Say the numeral name, draw three objects in the box.

3



Instruction 2: Trace the numeral and the number name.

Tracing practice for the numeral 3 and the number name 'three'. The first row shows three dashed numerals 3 with arrows and numbers 1 and 2 indicating stroke order. The second row shows three dashed words 'three' on a three-line grid for tracing.

Year 1 Week 5 Day 3



Name:

Instruction 1: Paste three items that begin with letter **s** in the box.

Instruction 2: Say the name of the numeral. Spell the number name.


3	three
----------	--------------

Year 1 Week 5 Day 4



Name:

Instruction: Circle all the numeral 3s.








Year 1 Week 5 Day 5



Name:


Instructions: Count and paint the elephants below. Colour within the outline of numeral 4.



Year 1 Week 6 Day 1

Name:

Instruction 1: Count the fishing nets. Paste sand within the outline of numeral 4.







Instruction 2: Follow the arrows to trace the numeral 4.

A tracing guide for the numeral 4. It shows three strokes: 1 (downward vertical line on the left), 2 (horizontal line across the middle), and 3 (downward vertical line on the right). Arrows indicate the direction of each stroke.	A tracing guide for the numeral 4. It shows three strokes: 1 (downward vertical line on the left), 2 (horizontal line across the middle), and 3 (downward vertical line on the right). Arrows indicate the direction of each stroke.	A tracing guide for the numeral 4. It shows three strokes: 1 (downward vertical line on the left), 2 (horizontal line across the middle), and 3 (downward vertical line on the right). Arrows indicate the direction of each stroke.	A tracing guide for the numeral 4. It shows three strokes: 1 (downward vertical line on the left), 2 (horizontal line across the middle), and 3 (downward vertical line on the right). Arrows indicate the direction of each stroke.
A dashed outline of the numeral 4 for tracing, positioned on a set of three horizontal lines (top, middle, bottom).	A dashed outline of the numeral 4 for tracing, positioned on a set of three horizontal lines (top, middle, bottom).	A dashed outline of the numeral 4 for tracing, positioned on a set of three horizontal lines (top, middle, bottom).	A dashed outline of the numeral 4 for tracing, positioned on a set of three horizontal lines (top, middle, bottom).

Year 1 Week 6 Day 2

Name:

Instruction 1: Count and colour the pictures below.




Instruction 2: Say the numeral name, spell the number name then colour.

4 four

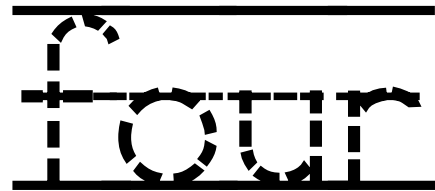
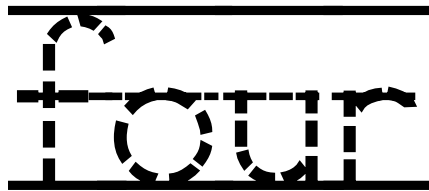
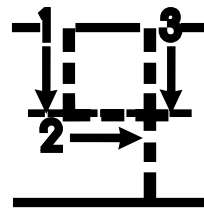
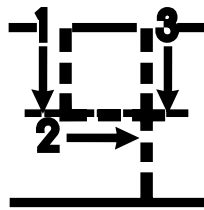
Year 1 Week 6 Day 3

Name:

Instruction 1: Draw and colour four eggs in the box.



Instruction 2: Follow the arrows to trace the numeral 4. Trace the number name 'four'.



Name:

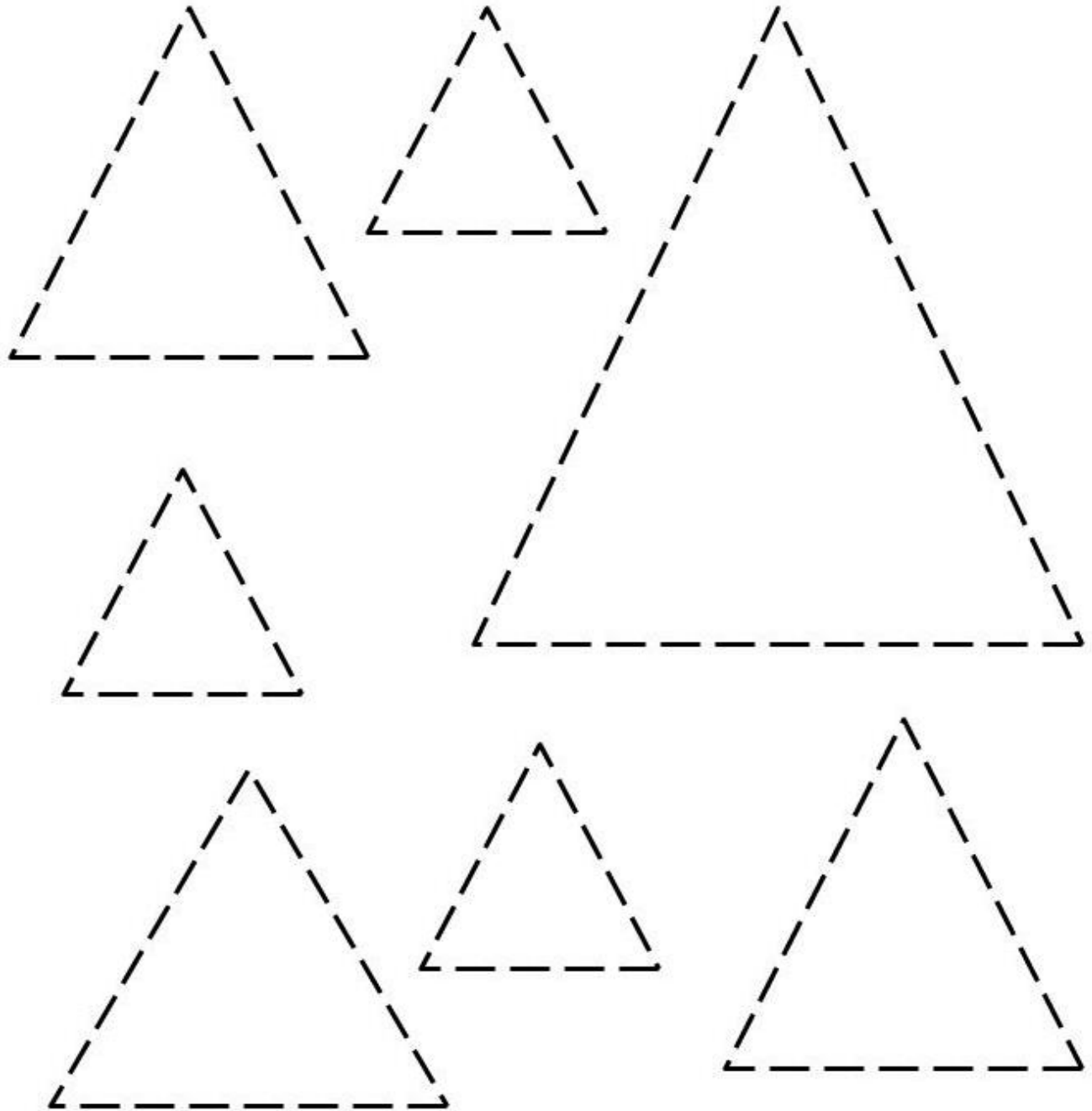
Instruction 1: Colour all the numeral 4s.

4	7	5	4
8	1	4	1
4	7	1	8
1	4	7	4

Year 1 Week 6 Day 5

Name:

Instructions: Trace to complete the triangles. Colour the triangles.



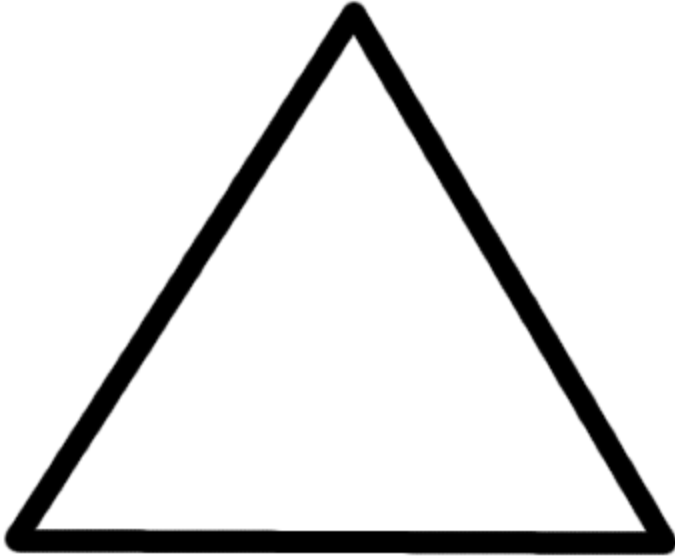
Year 1 Week 7 Day 1



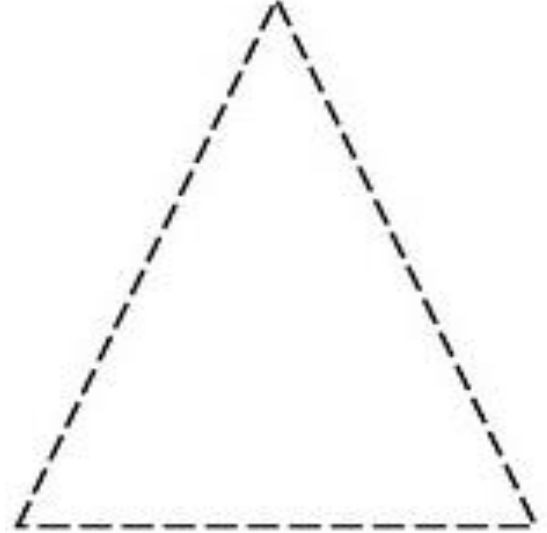
Name:

Instruction: Follow the instruction in each box.

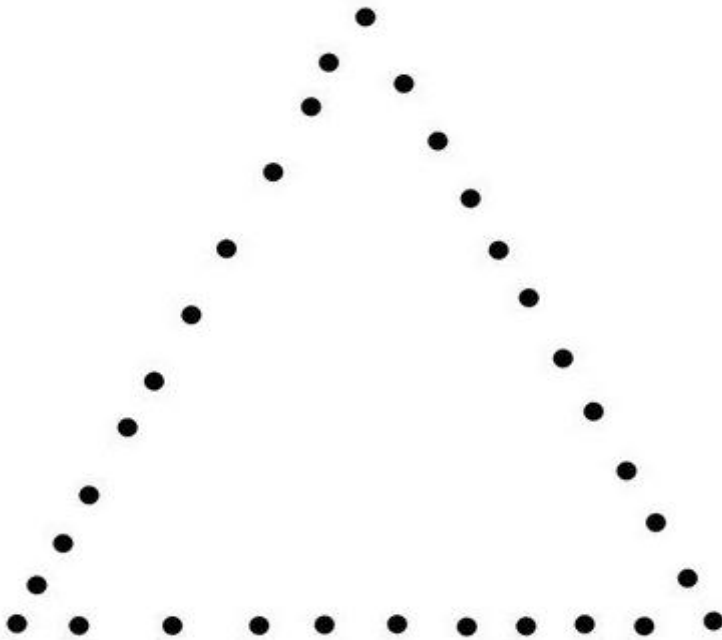
Colour the triangle.



Trace the triangle.



Connect the dots to make a triangle.




Draw a triangle.

Year 1 Week 7 Day 2



Name:

Instruction: Paint or paste chipped paper/sand within the outline of the triangle.












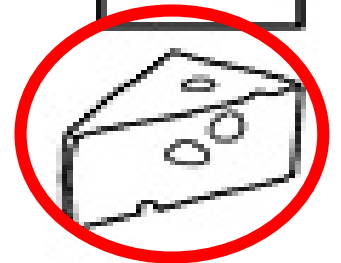















triangle

Year 1 Week 7 Day 3




Name:

Instructions: Will the triangles take the mouse to the cheese? Colour all the triangles and see.



Name:

Instructions: Colour all the triangles in the picture yellow. Colour the rest of the picture.




Year 1 Week 7 Day 5



Name:

Instruction: Count and colour the pineapples.

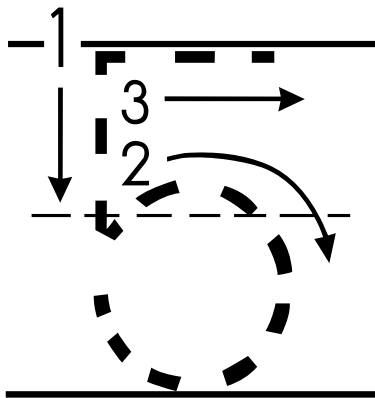


5

Year 1 Week 8 Day 1

Name:

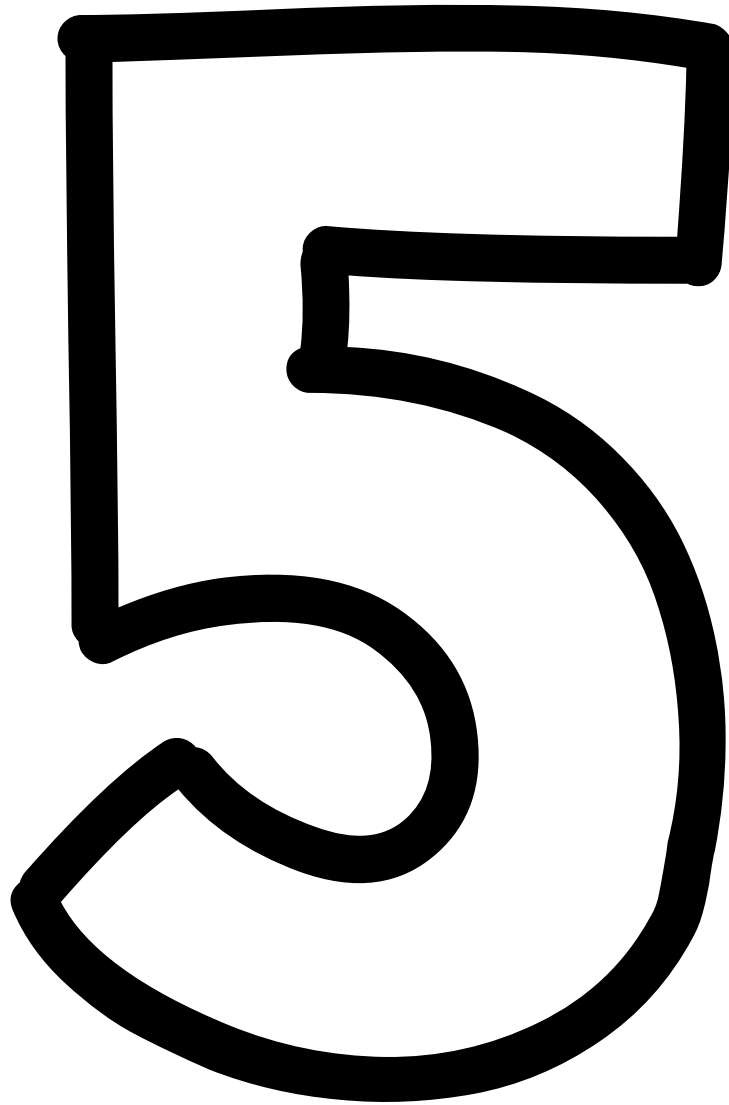
Instructions: Paste or draw 5 objects in the box. Follow the arrows to trace the numeral five.



Year 1 Week 8 Day 2

Name:

Instruction: Use 5 different crayons to colour the numeral 5.



five

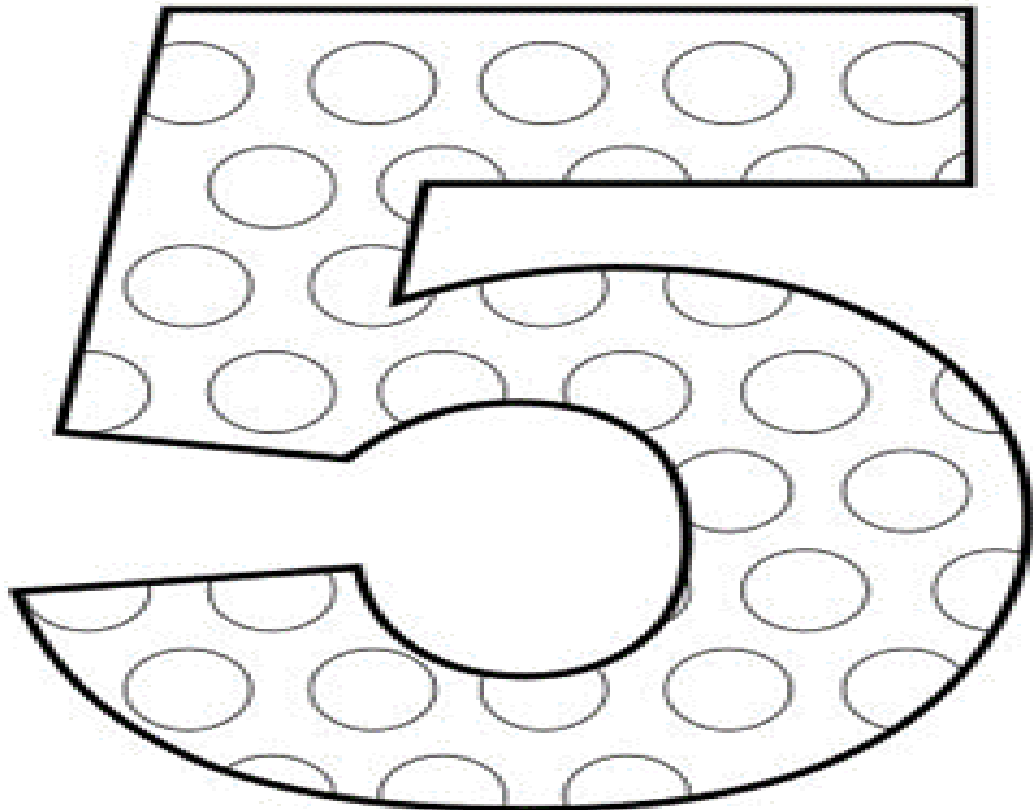
Year 1 Week 8 Day 3

Name:

Instruction 1: Say it, spell it.



Instruction 2: Colour the dots in the numeral 5 using 5 different colours.



Year 1 Week 8 Day 4

Name:

Instruction: Colour the boxes with the numeral 5.

5	7	5	4
8	1	4	1
4	5	1	5
1	4	5	4

Year 1 Week 8 Day 5



MINISTRY OF EDUCATION